


CMI's *TESTED* **EquiBond™** Equipotential Bonding Grid System **Meets NEC® 2023 TIA 1687**

Used underneath Pavers or Concrete surface 3' out from inside edge of pool. Can be buried in dirt or concrete.



Accessory Kit Includes:

- **20 #8 Split Bolts** (to connect four splices at four corners, and secure four bonding jumpers uniformly spaced, to the pool shell)
- **16 Metal Stakes** (Holds grid in Place so one person can roll it out)

**Everything Included! FAST!
Can be installed by 1 person.**

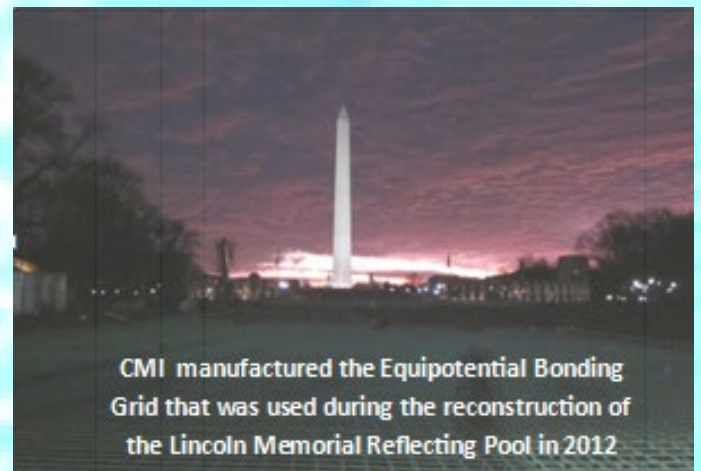
Stocked in three sizes
for same day shipping:

3' x 100' roll (EB3100)

3' x 125' roll (EB3125)

3' x 150' roll (EB3150)

Custom sizes are also available.

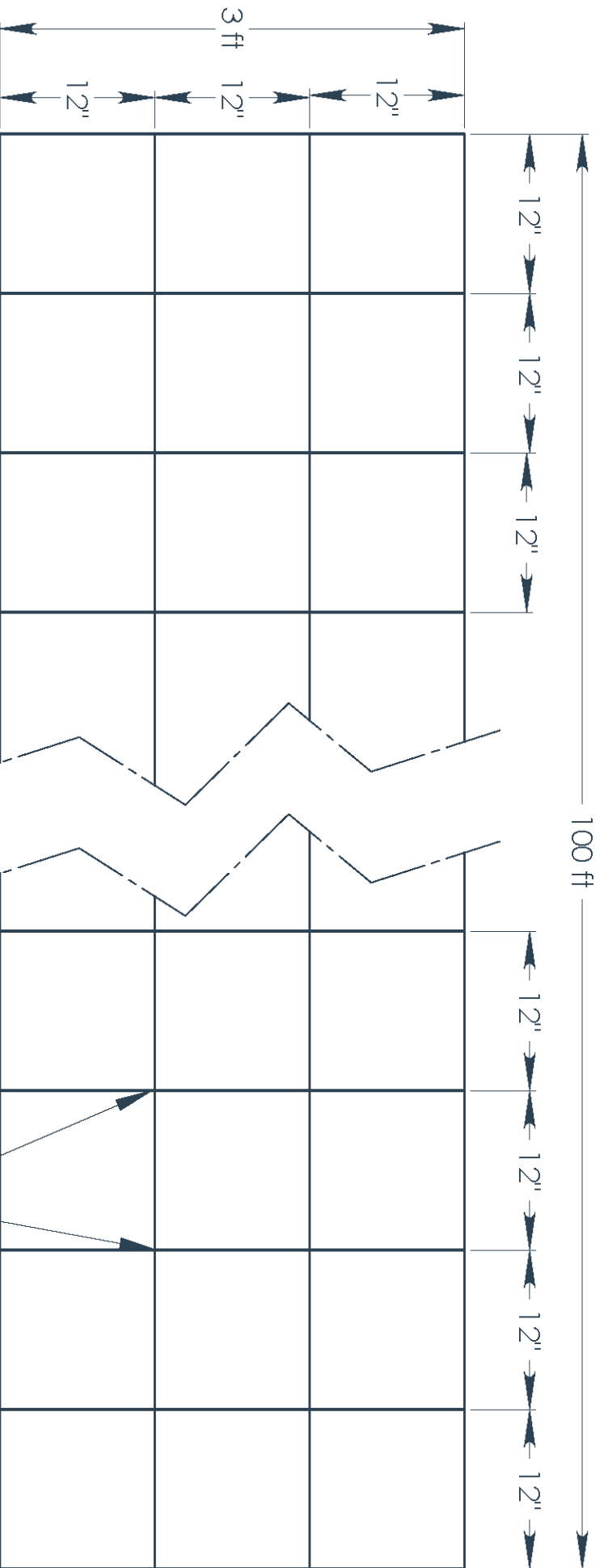


All made from exothermically welded #8 Solid Copper, 12" spacing on grid.
Each roll comes with an accessory kit and can be installed by one person.

Save with Copper *EquiBond™* Grid System

Meets section 680.26 of the NEC®

NFPA, National Fire Protection Association, National Electrical Code® and NEC's registered trademarks of the National Fire Protection Association, Quincy, MA



Grid Construction:

- Materials:**
- #8 AWG Bare Copper Wire
 - 99.99 + % Pure Copper
 - Drawn to ASTM B3

Welds:

- Exothermic Copper to Copper Weld with 6% Silver for Ductility.
- Robotically Welded with 100% Precision to Ensure Complete Weld Every Time. 100% Inspection of every weld to ensure ZERO defects.

Accessory Kit for Assembly and Installation

- 20 #8 Split Bolts UL Listed for Direct Burial in Earth and Concrete (4 for connecting each of the 4 corners typical plus 4 for connecting bonding jumper to pool shell uniformly spaced around the shell.
- 16 Steel Metal Stakes for Temporarily Securing Grid to Ground to Assist in Installation

PROPRIETARY AND CONFIDENTIAL
 THE INFORMATION CONTAINED IN THIS DRAWING IS THE SOLE PROPERTY OF **Consolidated Manufacturing International, LLC**. ANY REPRODUCTION IN PART OR AS A WHOLE WITHOUT THE WRITTEN PERMISSION OF **Consolidated Manufacturing International, LLC** IS PROHIBITED.

UNLESS OTHERWISE SPECIFIED: DIMENSIONS ARE IN INCHES TOLERANCE: FRACTIONAL ± ANGULAR: MACH ±, BEND ± TWO PLACE DECIMAL ± THREE PLACE DECIMAL ±		TITLE: EQUIPOTENTIAL BONDING GRID SYSTEM	
INTERPRET GEOMETRIC TOLERANCE PER: MATERIAL FINISH		SIZE A	REV
DO NOT SCALE DRAWING		DWG. NO.	WEIGHT:
		SHEET 1 OF 1	